

GAMER GUIDE

POKÉMON
SCARLET & VIOLET
EDITION



the need to know you didn't know you needed

WHAT IS IT?



Pokémon Scarlet & Violet are the first instalments in the ninth generation of the video game series published by Nintendo & The Pokémon Company. Much like *Pokémon Legends: Arceus*, these RPG games take place in an open world while including many of the staple mechanics of the previous games.

**POKÉMON
SCARLET**

**POKÉMON
VIOLET**

Scarlet & Violet brings 103 new Pokémon to the series as well as four new regional forms, an exclusive Tera Type transformation, and three separate stories for the player to choose from. Despite a multitude of technical issues at launch, the games sold over ten million copies in the first three days to become Nintendo's biggest launch of all time.

BREAKDOWN THE BASICS

Mechanics

Even die-hard fans of the series will find this game has a lot to dig into. The open-world region of Paldea is filled with activities and challenges! Your journey begins with choosing which one of the three storylines to play through first:

- **Victory Road:** If you've played previous Pokémon titles this will feel familiar. You'll travel from town to town battling Gym Leaders for their badges in order to become Paldea's newest Champion-ranked Trainer.
- **Path of Legends:** Accompanied by your classmate, you must seek out the legendary Herba Mystica scattered throughout the region. Battle the Titan Pokémon guarding them and you will be rewarded with a special treat which can grant your Legendary Pokémon mount new abilities, allowing you to reach new areas.
- **Starfall Street:** In this storyline, you'll be teaching your class-cutting schoolmates (aka Team Star) a lesson. Their barricades make life difficult so you'll defeat them via an auto-battle mode in order to open the barricades and acquire useful items.



Once you've completed the storylines, there is still plenty to do. Complete your Pokédex (gotta catch 'em all) and hunt down elusive Shinies, all while exploring the expansive world the game has to offer. Another important decision facing you at the beginning of the game is who your first companion Pokémon will be. There is no wrong answer, just look out for other types to catch to build a well-balanced team:

- Sprigatito (Grass Type)
- Fuecoco (Fire Type)
- Quaxly (Water Type)

Grow your team by catching the wild Pokémon that roam the Paldean landscape. Unlike previous games, you'll have to approach a Pokémon in order to battle it.



Combat

In *Pokémon Scarlet & Violet* you'll encounter two kinds of battles - wild Pokémon and other Pokémon Trainers:

When battling wild Pokémon you can gain an advantage by sneaking up behind them in the tall grass and throwing the Poké Ball containing your lead Pokémon at them. This will initiate a turn-based battle which players of previous titles will be familiar with. These battles earn your party Exp. Points, materials used to craft TMs, and the opportunity to catch new Pokémon for your party.

A variation of these battles are Tera Raid Battles where you'll need to team up with other Trainers to battle extremely powerful Terastallized Pokémon. You also have the option to send out your Pokémon to auto-battle without you. You won't earn as much or be able to catch your opponents but it can be a great way to explore and level up at the same time.

Battling other Trainers has also been a feature of previous games, however, instead of immediately triggering a battle on sight you must talk to them first. This will trigger a turn-based battle which will earn you Exp. Points, cold hard cash, and their Pokémon will register in your Pokédex - helping you to complete it faster.

Types

For those familiar with previous Pokémon titles, the types have not changed extensively and strengths and weaknesses remain essentially the same. Super-effective attacks will do double damage, while not-very-effective attacks only deal half damage. Some types are completely immune to each other (such as Ground vs Flying types). If this is your introduction to the series it may be worthwhile to reference a type chart while you become familiar with the game.

The only noteworthy change is the addition of terastallizing and Tera types. You will acquire a Tera Orb from the academy which triggers Terastallization in Pokémon. This causes your Pokémon's Tera type to replace its normal type which then strengthens attack moves of that type. Most Pokémon Tera types match their primary type - eg. a Grass/Flying dual will just have a Grass Tera type as dual Tera types do not exist.

Rare Pokémon with unique Tera types can be caught, but they are the exception! Once you have used the Tera Orb in battle you'll need to recharge it by visiting a Pokémon Center, resting in a bed, or interacting with a Tera Raid crystal.



The Academy

Now you might be thinking, why bother with school? The Academy does not just exist as a plot point, you reap the benefits of attending classes in form of reward items as well as increasing relationship level with the professors. You can take biology, math, history, languages, battle studies, art, and home economics. Through the classes, you'll access Paldean lore, learn some tips for battling, and gain general knowledge on the subject. Each class consists of eight lectures, ending with a midterm and a final exam.

Items

The world of Pokémon has always included items integral to exploration and battle. In this game all the familiar items are present - Poké Balls, Potions, TMs (Technical Machines), Berries, and more. There are some new items, however, that players can look out for. These include Tera Shards, Sandwich Ingredients, and crafting materials dropped by Pokémon in battle.

Tera Shards

Tera Shards for all Pokémon types can be collected throughout the game. Once you have fifty Shards of the same type they can be spent at the Treasure Eatery in Medali to change a Pokémon's Tera type.

Picnics

Want to score extra Exp. Points and awesome temporary buffs? Place your picnic table and play a quick mini-game to craft artisan sandwiches from ingredients you gather throughout the world. Meal Powers gained from these treats range from increased catching chance to boosted Exp. Points in battle, and many other sweet bonuses in-between.

















Crafting TMs

When you're building your perfect team, you want the right moves. TMs are items that can teach Pokémon new moves, supporting your play style and ensuring you get your wins. Pokémon will drop items after battle which can be used, along with other lootables from the Paldean region, to craft TMs. Recipes for TMs are unlocked by finding the TM itself and defeating Pokémon, Trainers, and Gym Leaders.

DELIBIRD PRESENTS | Buying

Shop Inventory

Cascarrafa Branch

	Magnet	₹3,000	 0
	Hard Stone	₹3,000	 0
	Poison Barb	₹3,000	 0
	Spell Tag	₹3,000	 0
	Dragon Fang	₹3,000	 0
	Normal Gem	₹15,000	 0
	Leftovers	₹20,000	 0
	Big Root	₹10,000	 0
	Bright Powder	₹30,000	 0
	Light Clay	₹20,000	 0

Big Root

An item to be held by a Pokémon. This root boosts the amount of HP the holder restores to itself when it uses HP-stealing moves.

 0

Bulk Buy

Back

Environment

Paldea has twelve cities and towns spread between its four provinces:

- Cabo Poco
- Los Platos
- Mesagoza
- Cortondo
- Artazon
- Levincia
- Alfnada
- Cascarrafa
- Porto Marinada
- Medali
- Zapapico
- Montenevera



Between these locations lies extensive lands for you to explore. Rather than following linear routes (as in previous games), your Rotom Phone comes equipped with a dynamic map that gives you locations as well as topographic information. Once you have visited a major map location you will be able to fast travel there using the Flying Taxi.

Much of the charm of an open-world game lies in exploration. While fast travel may be convenient, you'll miss out on exciting discoveries that lie around every corner. A great deal of story progression also requires it! To accomplish this you will travel both on foot as well as your trusty Legendary Pokémon mount - either Koraidon (Scarlet) or Miraidon (Violet). You'll be able to unlock additional movement types for your mount: Dash, Swim/Surf, High Jump, Fly/Glide, and Climb. Many of these are essential for story progression that requires access to new areas.

TIPS & TRICKS

- Battle the small groups of Pokémon that occasionally form in order to gather materials and train specific stats. For example, a group of six Bounsweet can yield six base HP points for your Pokémon.
- Trading Pokémon with other Trainers isn't just a fun multiplayer mechanic, it's necessary in order to complete the Pokédex since some Pokémon are only encountered in either Pokémon Scarlet or Pokémon Violet.
- Items on the ground are easy to spot, however, berries are slightly trickier. Keep an eye out for a subtle glow in flowers or bushes that indicate harvestable Berries. Pokémon are able to hold berries and use them automatically in battle without using up a turn which can change the course of a battle.
- Save your Tera Orb for boss battles! You can only use it once before having to recharge it.
- Enemy difficulties do not scale. This means you'll have to plan your attack strategies and sometimes you'll need to retreat and level up before you can return and claim your victory. Be patient.



CONCLUSION

Feeling the call to adventure? The world of *Pokémon Scarlet & Violet* awaits with excitement at every turn. What are you waiting for?